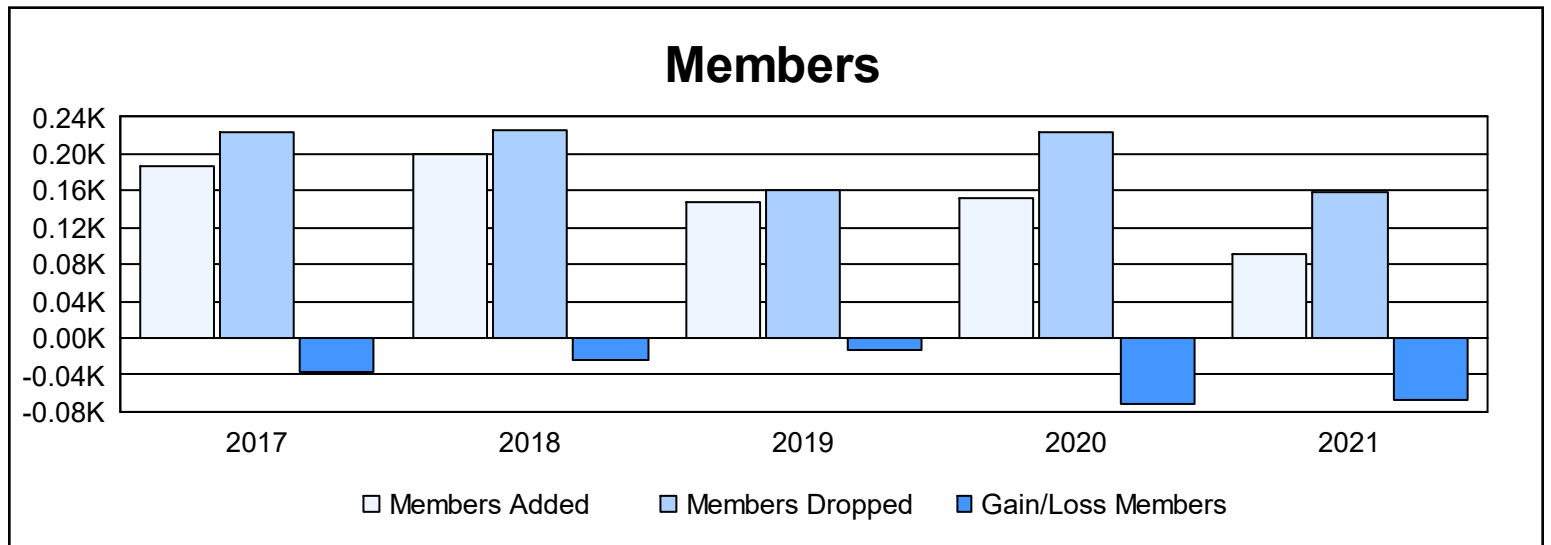
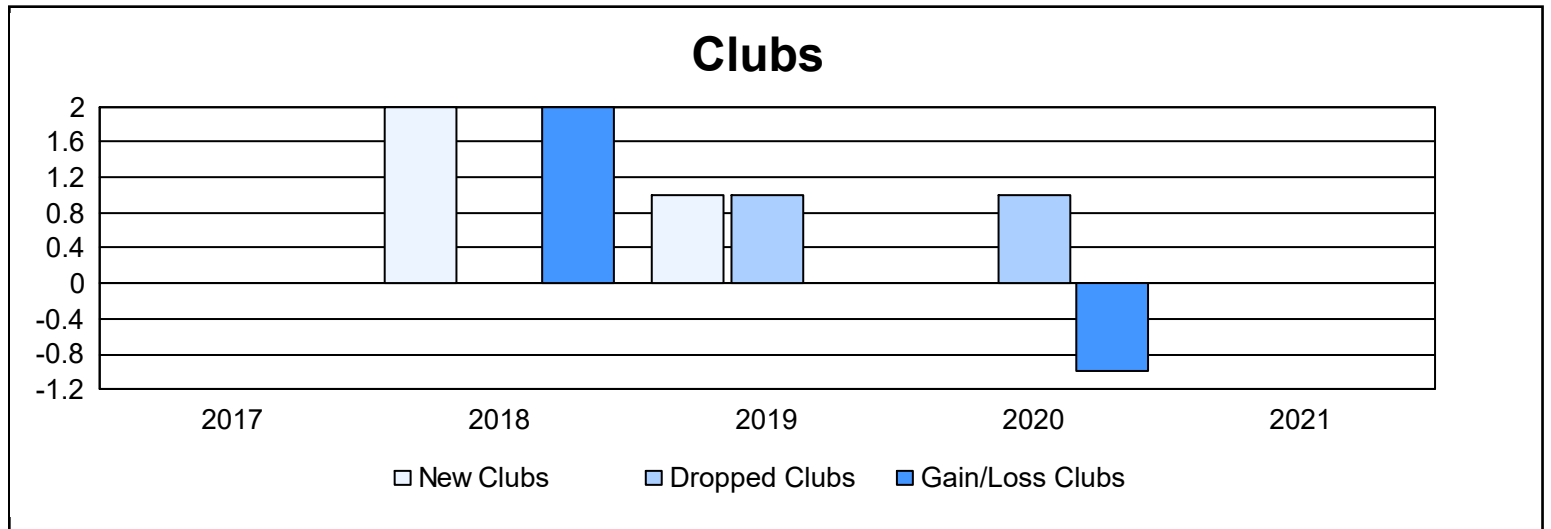
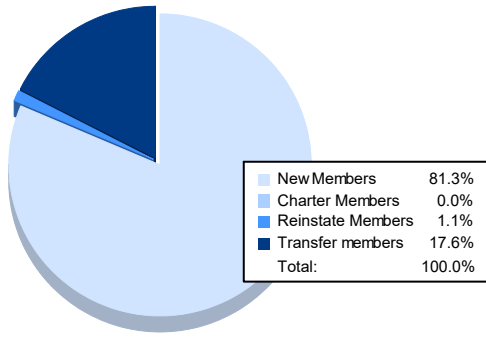


| Year           | New Clubs | Dropped Clubs | Gain/ Loss Clubs | New Members | Charter Members | Reinstate Members | Transfer Members | Total Member Added | Total Members Dropped | Gain/ Loss Members |
|----------------|-----------|---------------|------------------|-------------|-----------------|-------------------|------------------|--------------------|-----------------------|--------------------|
| 2016-2017      | 0         | 0             | 0                | 162         | 0               | 4                 | 20               | 186                | 223                   | -37                |
| 2017-2018      | 2         | 0             | 2                | 146         | 43              | 3                 | 8                | 200                | 225                   | -25                |
| 2018-2019      | 1         | 1             | 0                | 110         | 20              | 4                 | 14               | 148                | 161                   | -13                |
| 2019-2020      | 0         | 1             | -1               | 131         | 1               | 5                 | 15               | 152                | 223                   | -71                |
| 2020-2021      | 0         | 0             | 0                | 74          | 0               | 1                 | 16               | 91                 | 158                   | -67                |
| <b>Average</b> | <b>1</b>  | <b>0</b>      | <b>0</b>         | <b>125</b>  | <b>13</b>       | <b>3</b>          | <b>15</b>        | <b>155</b>         | <b>198</b>            | <b>-43</b>         |



### Membership Composition June 2021 Cumulative



### Gender Composition June 2021 Cumulative

